











Client:	<p>Scope of Works: Construction works</p> <p>Job location: Margaret St, Sydney</p> <p>Author: Sandeep kumar Kolimi</p> <p>Cert. No: 0051756294</p>	<p>Plan No: DETOUR</p> <p>Plan NOT TO SCALE</p>	<p>TCP - 54, 92 USED AS 103 A GUIDE</p>	<p>WORKERS ON FOOT</p> <p>NO GO ZONE = </p> <p>RESTRICTED ZONE = </p> <p>SHARED ZONE = </p> <p>SITE EXIT = </p> <p>SITE ENTRY = </p> <p>EVACUATION POINT = </p>	<p>Implemented By</p> <p>Name -</p> <p>Cert No -</p> <p>Date -</p> <p>Signed -</p>	<p>Dimension 'D'</p> <p>AS 1742.3: A advised in metres, determined in accordance with Clause 4.1.5 and used for positioning of advance signs and related purposes.</p> <p>Speed of Traffic: km/h</p> <p>Dimension: m</p> <p>55 or less</p> <p>45</p> <p>Greater than 65</p> <p>speed of traffic, in Km/h</p> <p>WORK AREA = </p>	<p>Taper Lengths</p> <table border="1"> <thead> <tr> <th>Approximate speed of traffic in Km/h</th> <th>Traffic control lateral clearance taper</th> <th>Approximate speed of traffic in Km/h</th> <th>Traffic control lateral clearance taper</th> </tr> </thead> <tbody> <tr> <td>45 or less</td> <td>15</td> <td>115</td> <td>150</td> </tr> <tr> <td>46-55</td> <td>30</td> <td>116-120</td> <td>150</td> </tr> <tr> <td>56-65</td> <td>30</td> <td>121-130</td> <td>150</td> </tr> <tr> <td>66-75</td> <td>N/A</td> <td>131-140</td> <td>150</td> </tr> <tr> <td>76-85</td> <td>N/A</td> <td>141-150</td> <td>150</td> </tr> <tr> <td>86-95</td> <td>N/A</td> <td>151-160</td> <td>150</td> </tr> <tr> <td>96-105</td> <td>N/A</td> <td>161-170</td> <td>150</td> </tr> <tr> <td>106-115</td> <td>N/A</td> <td>171-180</td> <td>150</td> </tr> </tbody> </table>	Approximate speed of traffic in Km/h	Traffic control lateral clearance taper	Approximate speed of traffic in Km/h	Traffic control lateral clearance taper	45 or less	15	115	150	46-55	30	116-120	150	56-65	30	121-130	150	66-75	N/A	131-140	150	76-85	N/A	141-150	150	86-95	N/A	151-160	150	96-105	N/A	161-170	150	106-115	N/A	171-180	150	<p></p> <p>Web: www.dtraffic.com.au Email: sydney@dt-group.com.au Phone: 1300 597 622</p> <p>D&O Traffic Management does not accept liability for implementation of this cap</p>
Approximate speed of traffic in Km/h	Traffic control lateral clearance taper	Approximate speed of traffic in Km/h	Traffic control lateral clearance taper																																									
45 or less	15	115	150																																									
46-55	30	116-120	150																																									
56-65	30	121-130	150																																									
66-75	N/A	131-140	150																																									
76-85	N/A	141-150	150																																									
86-95	N/A	151-160	150																																									
96-105	N/A	161-170	150																																									
106-115	N/A	171-180	150																																									